



District Report Card: 2017


State: Rajasthan	District: Ajmer
Class: 8	Subject: Mathematics
Schools: 50	Students: 1215


Participation/Coverage


Students

<div>GENDER</div> <div></div>	Boys		Girls	
	Number	%	Number	%
	592	48.72	623	51.28

<div>AREA</div> <div></div>	Rural		Urban	
	Number	%	Number	%
	1045	86.01	170	13.99

<div>CATEGORY</div> <div></div>	SC		ST		OBC		GEN	
	Number	%	Number	%	Number	%	Number	%
	274	22.55	31	2.55	842	69.30	68	5.60

<div>CWSN</div> <div></div>	LD	VI	HI	S&LD	ID	Oth
	1	2	1	2	1	23

<div>Management</div> <div></div>	Government		Government-aided	
	Number	%	Number	%
	1215	100.00	0	0.00

Average Performance of Students in Mathematics (%)

Overall	Gender		Area		Management		Social Group			
	Male	Female	Rural	Urban	Govt.	Aided	SC	ST	OBC	GEN
63.65	66.34	61.10	64.48	58.59	63.65	0.00	63.41	67.74	63.27	67.55

Performance on Learning Outcomes (LOs)

Learning Outcomes	Description	Average Performance(%)
M601	Solves problems involving large numbers by applying appropriate operations	59.20
M606	Solves problems on daily life situations involving addition and subtraction of fractions / decimals	81.59
M620	Finds out the perimeter and area of rectangular objects in the surroundings like floor of the class room, surfaces of a chalk box etc.	73.82
M621	Arranges given/collected information in the form of table, pictograph and bar graph and interprets them	67.83
M702	Interprets the division and multiplication of fractions	58.27
M705	Solves problems related to daily life situations involving rational numbers	58.68
M706	Uses exponential form of numbers to simplify problems involving multiplication and division of large numbers	57.68
M707	Adds/subtracts algebraic expressions	78.68
M710	Solves problems related to conversion of percentage to fraction and decimal and vice versa	61.27
M717	Finds out approximate area of closed shapes by using unit square grid/graph sheet	49.09
M719	Finds various representative values for simple data from her/his daily life contexts like mean, median and mode	63.75
M721	Interprets data using bar graph	83.01
M801	Generalizes properties of addition, subtraction, multiplication and division of rational numbers through patterns	55.23
M802	Finds rational numbers between two given rational numbers	69.28
M803	Proves divisibility rules of 2, 3, 4, 5, 6, 9 and 11	79.60
M804	Finds squares, cubes, square roots and cube roots of numbers using different methods	75.98
M808	Uses various algebraic identities in solving problems of daily life	35.46
M812	Verifies properties of parallelogram and establishes the relationship between them through reasoning	58.14
M818	Finds surface area and volume of cuboidal and cylindrical object	39.54
M819	Draws and interprets bar charts and pie charts	58.44

Range of Performance of Students who Answered Correctly							
Below 30%		30% - 50%		50% - 75%		Above 75%	
Number	%	Number	%	Number	%	Number	%
118	9.71	154	12.67	559	46.01	384	31.60

Lowest Performing Learning Outcomes (LOs)

- 1 - Uses various algebraic identities in solving problems of daily life (35.46)
- 2 - Finds surface area and volume of cuboidal and cylindrical object (39.54)
- 3 - Finds out approximate area of closed shapes by using unit square grid/graph sheet (49.09)

4 - Generalizes properties of addition, subtraction, multiplication and division of rational numbers through patterns (55.23)

5 - Uses exponential form of numbers to simplify problems involving multiplication and division of large numbers (57.68)